



# Broadway 100mm



## A Modern Paver for Any Application

Broadway 100mm is a large profile paver designed for commercial and residential applications. Broadway is able to withstand extreme loads and constant wear, making it especially suitable for commercial projects.

Boasting a large array of sizes and colors in a modern profile makes Broadway 100mm a highly versatile paver suited for beautiful driveways, paths and patios.



Driveways



Grand Patios



Patios



Pools



Paths



Thoroughfares

### SIZES (L X W X H)



#### Broadway 100mm

900 x 900 x 100 mm  
35.43 x 35.43 x 3.94 in



#### Broadway 100mm

900 x 450 x 100 mm  
35.43 x 17.72 x 3.94 in



#### Broadway 100mm

600 x 300 x 100 mm  
23.62 x 11.81 x 3.94 in



#### Broadway 100mm

300 x 300 x 100 mm  
11.81 x 11.81 x 3.94 in



#### Broadway 100mm

300 x 150 x 100 mm  
11.81 x 5.91 x 3.94 in



#### Broadway Plank 100mm

600 x 150 x 100 mm  
23.62 x 5.91 x 3.94 in



#### Broadway Plank 100mm


400 x 100 x 100 mm  
15.75 x 3.94 x 3.94 in




#### Broadway Plank 100mm

451 x 76 x 100 mm  
17.76 x 2.99 x 3.94 in


### COLOURS




Natural (Light Grey)




Ash (Medium Grey)




Charcoal (Dark Grey)



Sterling



Amber



Quartz

## INSTALLATION NOTES

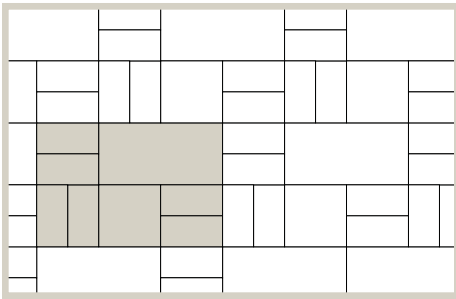
Barkman recommends the use of polymeric sand for commercial applications. A plate compactor should be used over the entire

surface following installation. For more in depth installation guides for specific products, visit [BarkmanConcrete.com](http://BarkmanConcrete.com).

## BUNDLE CONFIGURATIONS

DESCRIPTION	UNIT					PALLET ROW			PALLET				
	SIZE (L X W X H)		FACE AREA		WEIGHT	NO. OF UNITS	FACE AREA		NO. OF UNITS	NO. OF ROWS	FACE AREA		WEIGHT
	MM	IN	M <sup>2</sup>	SQ FT	LB		M <sup>2</sup>	SQ FT			M <sup>2</sup>	SQ FT	LB
300 x 150 x 100	300 x 150 x 100	11.81 x 5.91 x 3.94	0.04	0.48	22.88	-	-	-	144	-	6.42	69.12	3295
300 x 300 x 100	300 x 300 x 100	11.81 x 11.81 x 3.94	0.09	0.97	45.76	-	-	-	72	-	6.48	69.84	3295
600 x 300 x 100	600 x 300 x 100	23.62 x 11.81 x 3.94	0.18	1.94	91.53	-	-	-	36	-	6.48	69.84	3295
900 x 450 x 100	900 x 450 x 100	35.43 x 17.72 x 3.94	0.4	4.36	205.94	-	-	-	12	-	4.86	52.32	2471
900 x 900 x 100	900 x 900 x 100	35.43 x 35.43 x 3.94	0.81	8.72	411.87	-	-	-	6	-	4.86	52.32	2471
451 x 76 x 100	451 x 76 x 100	17.76 x 2.99 x 3.94	0.03	0.37	17.43	-	-	-	132	-	4.53	48.84	2301
400 x 100 x 100	400 x 100 x 100	15.75 x 3.94 x 3.94	0.04	0.43	20.34	-	-	-	144	-	5.75	61.92	2929
600 x 150 x 100	600 x 150 x 100	23.62 x 5.91 x 3.94	0.09	0.97	45.76	-	-	-	72	-	6.48	69.84	3295

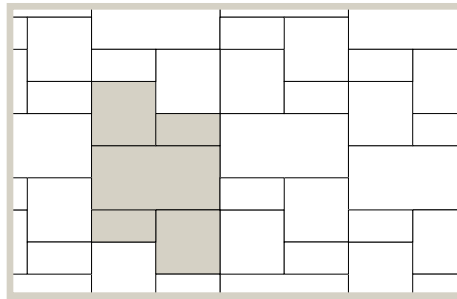
## PATTERNS



Pattern 1

Pieces per 100 Sqft

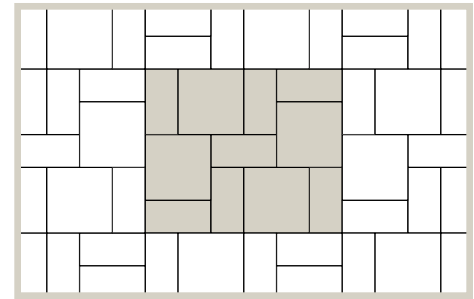
- (6) 150 x 300 = 50%, 102 pcs
- (1) 300 x 300 = 17%, 17 pcs
- (1) 600 x 300 = 33%, 17 pcs



Pattern 2

Pieces per 100 Sqft

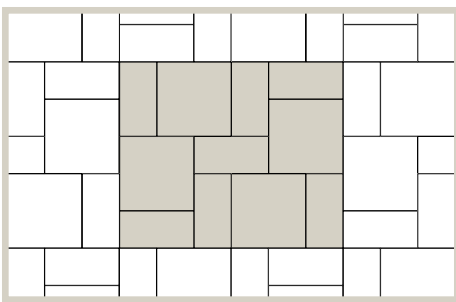
- (2) 150 x 300 = 20%, 42 pcs
- (1) 300 x 300 = 40%, 42 pcs
- (1) 600 x 300 = 40%, 21 pcs



Pattern 3

Pieces per 100 Sqft

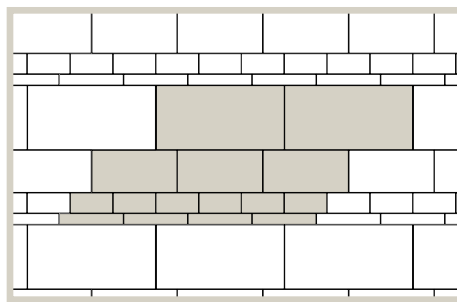
- 300 x 300 = 54%, 56 pcs
- 300 x 150 = 46%, 126 pcs



Pattern 4

Pieces per 100 Sqft

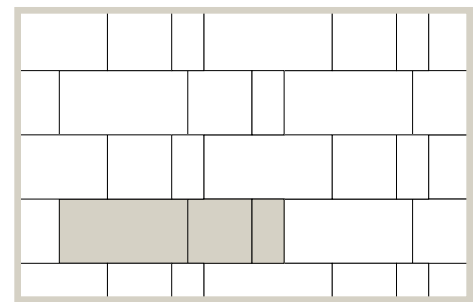
- (1) 900 x 900 = 50%, 6 pcs
- (2) 900 x 450 = 50%, 12 pcs



Pattern 5

Pieces per 100 Sqft

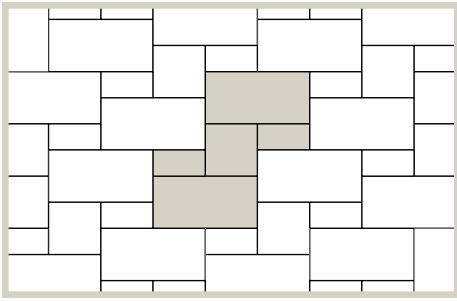
- (2) 900 x 450 = 46%, 12 pcs
- (3) 600 x 300 = 31%, 12 pcs
- (6) 300 x 150 = 15%, 36 pcs
- (4) 451 x 76 = 8%, 24 pcs



Pattern 6

Pieces per 100 Sqft

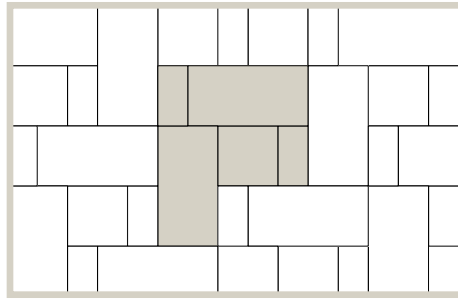
- (1) 150 x 300 = 14%, 29 pcs
- (1) 300 x 300 = 29%, 29 pcs
- (1) 600 x 300 = 57%, 29 pcs



**Pattern 7**

Pieces per 100 Sqft

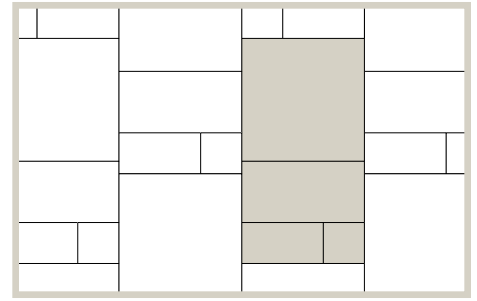
- (2) 300 x 150 = 16.5%, 34 pcs
- (1) 300 x 300 = 16.5%, 17 pcs
- (2) 600 x 300 = 67%, 34 pcs



**Pattern 8**

Pieces per 100 Sqft

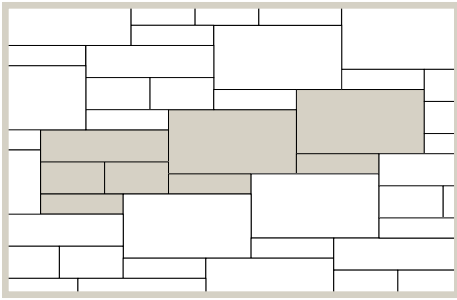
- (2) 300 x 150 = 16.5%, 34 pcs
- (1) 300 x 300 = 16.5%, 17 pcs
- (2) 600 x 300 = 67%, 34 pcs



**Pattern 9**

Pieces per 100 Sqft

- (1) 900 x 900 = 54%, 7 pcs
- (1) 900 x 450 = 27%, 7 pcs
- (1) 600 x 300 = 13%, 7 pcs
- (1) 300 x 300 = 6%, 7 pcs



**Pattern 12**

Pieces per 100 Sqft

- (2) 600 x 300 = 54.7%, 28 pcs
- (1) 600 x 150 = 13.7%, 14 pcs
- (3) 400 x 100 = 18.1%, 42 pcs
- (2) 300 x 150 = 13.5%, 28 pcs

**Steinbach Office**

152 Brandt Street  
 Steinbach, MB R5G 0R2  
 T (800)-461-2278  
 F (204)-326-5915

**Winnipeg Office**

901 Gateway Road  
 Winnipeg, MB R2K 3L1  
 T (800)-342-2879  
 F (204)-663-4854

**Calgary Office**

813 McCool St. Box 1136  
 Crossfield, AB T0M 0S0  
 T (403)-946-4630  
 F (403)-946-4631

**Vancouver Office**

Port Moody, BC  
 T 1 800 461 2278  
 F (604)-949-0321

**Merritt Office**

1132 Midday Valley Rd  
 Merritt, BC V1K 1M9  
 T (778)-661-1408

