



# Broadway 65mm



## Contemporary Style, Versatile Design.

Broadway is a large profile paver suited for nearly any application. This 65mm thick paver is especially designed for residential projects that don't require the thickness of a commercial location. Its sleek and contemporary design lends itself to beautiful driveways, paths and patios.

The 600 x 600 paver is an excellent choice for rooftop applications and the 300 x 300 can also be used as a stepping stone.



Pools



Paths



Grand Patios



Patios

### SIZES (L X W X H)



600 x 600 x 65 mm  
23.62 x 23.62 x 2.56 in



600 x 300 x 65 mm  
23.62 x 11.81 x 2.56 in



300 x 300 x 65 mm  
11.81 x 11.81 x 2.56 in




300 x 150 x 65 mm  
11.81 x 5.91 x 2.56 in


### COLOURS




Amber



Ash (Medium Grey)



Charcoal (Dark Grey)



Natural (Light Grey)



Quartz



Sandstone




Sterling

### BC & ALBERTA EXCLUSIVES



Sierra Grey



Graphite

## INSTALLATION NOTES

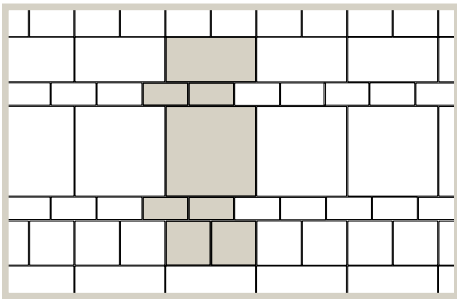
Barkman recommends the use of polymeric sand for commercial applications. A plate compactor should be used over the entire

surface following installation. For more in depth installation guides for specific products, visit [BarkmanConcrete.com](http://BarkmanConcrete.com).

## BUNDLE CONFIGURATIONS

DESCRIPTION	UNIT					PALLET ROW			PALLET				
	SIZE (L X W X H)		FACE AREA		WEIGHT	NO. OF UNITS	FACE AREA		NO. OF UNITS	NO. OF ROWS	FACE AREA		WEIGHT
	MM	IN	M <sup>2</sup>	SQ FT	LB		M <sup>2</sup>	SQ FT			M <sup>2</sup>	SQ FT	LB
300 x 150 x 65	300 x 150 x 65	11.81 x 5.91 x 2.56	0.04	0.48	14.88	-	-	-	240	-	10.8	115.2	3570
300 x 300 x 65	300 x 300 x 65	11.81 x 11.81 x 2.56	0.09	0.97	29.75	-	-	-	90	-	8.10	87.3	2678
600 x 300 x 65	600 x 300 x 65	23.62 x 11.81 x 2.56	0.18	1.94	59.50	-	-	-	60	-	10.80	116.4	3570
600 x 600 x 65	600 x 600 x 65	23.62 x 23.62 x 2.56	0.36	3.87	119	-	-	-	20	-	7.20	77.4	2380

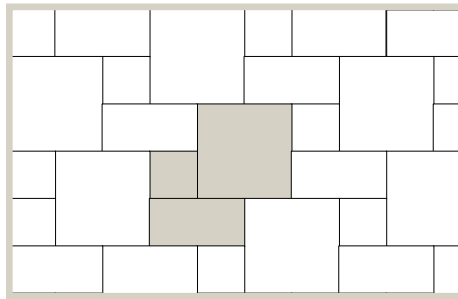
## PATTERNS



Pattern 1

Pieces per 100 Sqft

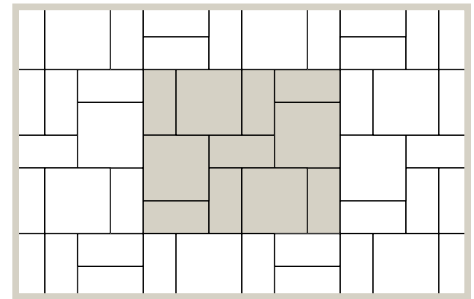
- (4) 300 x 150 = 20%, 42 pcs
- (2) 300 x 300 = 20%, 21 pcs
- (1) 600 x 300 = 20%, 10 pcs
- (1) 600 x 600 = 40%, 10 pcs



Pattern 2

Pieces per 100 Sqft

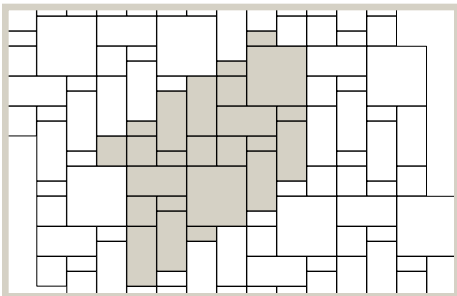
- (1) 300 x 300 = 14%, 15 pcs
- (1) 600 x 300 = 29%, 15 pcs
- (1) 600 x 600 = 57%, 15 pcs



Pattern 3A

Pieces per 100 Sqft

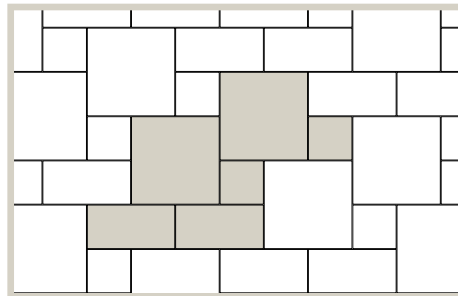
- 300 x 300 = 54%, 56 pcs
- 300 x 150 = 46%, 126 pcs



Pattern 4

Pieces per 100 Sqft

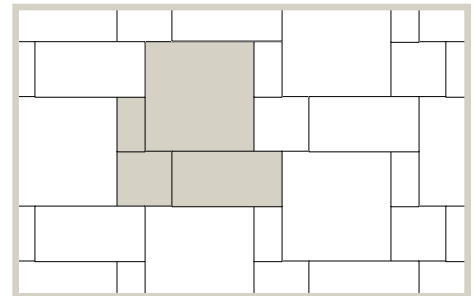
- (8) 300 x 150 = 12%, 24 pcs
- (6) 300 x 300 = 18%, 18 pcs
- (8) 600 x 300 = 47%, 24 pcs
- (2) 600 x 600 = 23%, 6 pcs



Pattern 5

Pieces per 100 Sqft

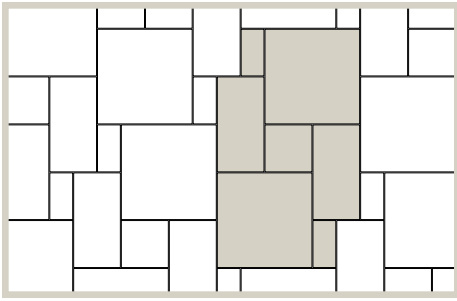
- (1) 300 x 300 = 14%, 15 pcs
- (1) 600 x 300 = 29%, 15 pcs
- (1) 600 x 600 = 57%, 15 pcs



Pattern 6

Pieces per 100 Sqft

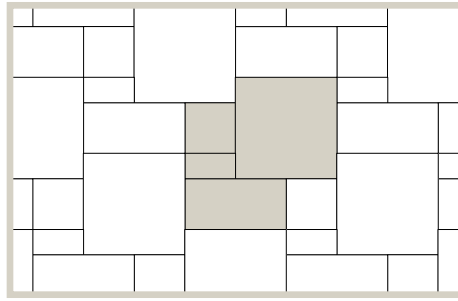
- (1) 300 x 150 = 7%, 14 pcs
- (1) 300 x 300 = 13%, 14 pcs
- (1) 600 x 300 = 27%, 14 pcs
- (1) 600 x 600 = 53%, 14 pcs



**Pattern 7**

Pieces per 100 Sqft

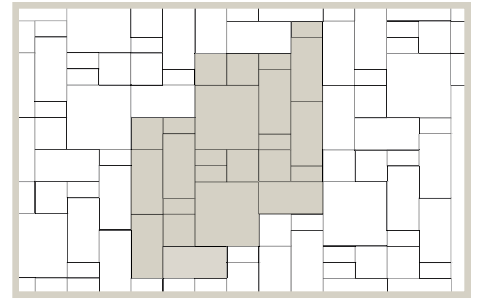
- (2) 300 x 150 = 7%, 15 pcs
- (1) 300 x 300 = 7%, 7 pcs
- (2) 600 x 300 = 29%, 15 pcs
- (2) 600 x 600 = 57%, 15 pcs



**Pattern 8**

Pieces per 100 Sqft

- (1) 300 x 150 = 7%, 14 pcs
- (1) 300 x 300 = 13%, 14 pcs
- (1) 600 x 300 = 27%, 14 pcs
- (1) 600 x 600 = 53%, 14 pcs



**Pattern 9**

Pieces per 100 Sqft

- (2) 600 x 600 = 23.5%, 6 pcs
- (8) 600 x 300 = 47%, 24 pcs
- (6) 300 x 300 = 17.5%, 18 pcs
- (8) 300 x 150 = 12%, 24 pcs

**Steinbach Office**

152 Brandt Street  
Steinbach, MB R5G 0R2  
T (800)-461-2278  
F (204)-326-5915

**Winnipeg Office**

901 Gateway Road  
Winnipeg, MB R2K 3L1  
T (800)-342-2879  
F (204)-663-4854

**Calgary Office**

813 McCool St. Box 1136  
Crossfield, AB T0M 0S0  
T (403)-946-4630  
F (403)-946-4631

**Vancouver Office**

Port Moody, BC  
T 1 800 461 2278  
F (604)-949-0321

**Merritt Office**

1132 Midday Valley Rd  
Merritt, BC V1K 1M9  
T (778)-661-1408

